

Maxell's Integrated Lecture Capture Solution



**Students can focus on lectures.
Teachers can engage students
easily and effectively.**



Simple on-screen icon menu for easy operation.



Content switching

Switching Screen Content,
Interactive Whiteboard, Remote Desktop

HDMI1

HDMI2

HDMI3

HDMI4

VGA

Camera1

Camera2

Others



Record-Stream-Upload

3ch+Combined Video

Content

Camera 1

Camera 2

Content


Camera 1

Camera 2



Video replay while recording

Even while recording
Index Playback



Interactive remote classroom

Sharing Content,
Both-Way Communication
with Video, Audio and Annotation

Teacher Friendly Multifunctional Tool for Making Lectures.



By connecting to interactive projectors or interactive flat panel displays, you can operate MA-XL1's key features through the intuitive, user-friendly on-screen icon menu.

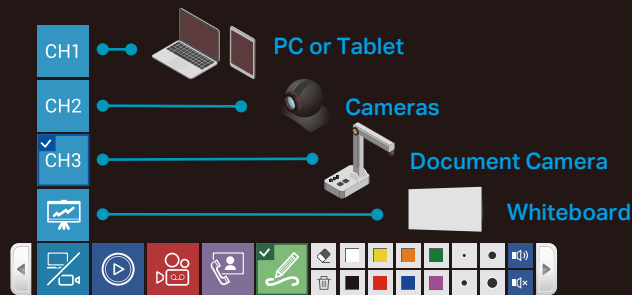
* We recommend pre-test before purchase. HID USB mouse also supported.



Interactive Content Switching

On-screen icons allow you to switch content during the lesson.
(10 input terminals)

* Output images from the "MONITOR OUT" or "HDMI OUT" are converted to H.264. Sound channels are isolated from image switching. Sound channel output can be set separately by administration menu. MA-XL1 does not support HDCP. * CH1 is recommended for PC input and CH2/CH3 for camera input use.



Interactive Whiteboard

Make notes and drawings on the main screen for any input channel; save the drawing independently for each channel.

* Dependent on connected interactive display. We recommend pre-test before purchase. HID supported USB mouse can also be used for this feature.




Instant Playback

You can play recorded video contents by selecting the corresponding thumbnail from the index.

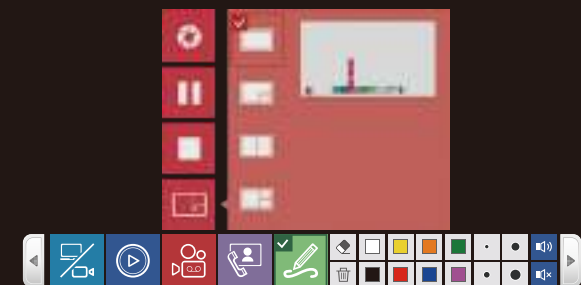


You can also replay an earlier part of the ongoing recording session - while still recording.



Recording


Recording and screen shot capture is easy, just touch the icon. Change the recording layout mid-lesson.



Student Friendly Learn Whenever You Want, Wherever You Are

Streaming / Uploading

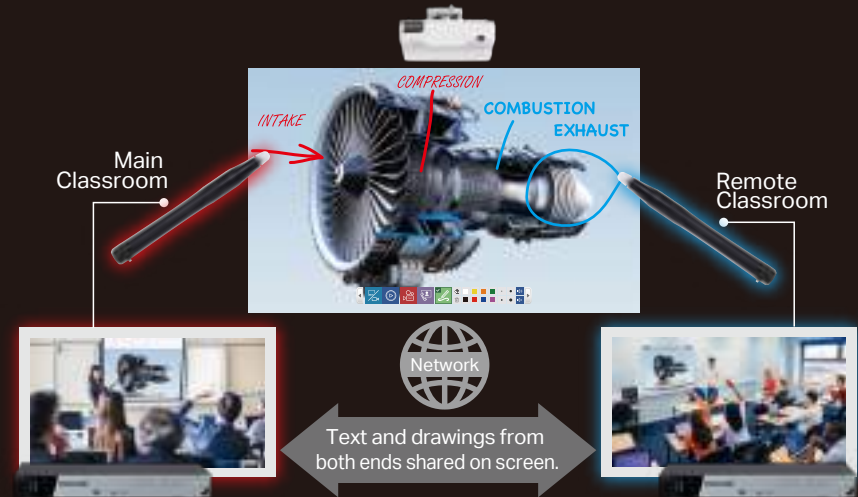
Concentrate on lectures, rather than wasting time taking notes. Watch uploaded lectures on the cloud server whenever you need. Through live-streaming, attend your class from home or anywhere else. RTMP streaming protocol supports widely-used third party streaming services such as Youtube. MA-XL1 is also compatible with FTP/SFTP supported LCS cloud services such as Kaltura.



* RTMP live-streaming requires a server or cloud services that supports RTMP. Upload function requires a server that supports FTP or SFTP.
* Performance is dependent on network environment.

Remote Classroom Optimized Connecting Two Remote Locations to One

Remote Classroom Collaboration



Share the same interactive screen with a remote classroom and share notes and drawings on the shared screen from both rooms. You can have a lesson with your students thousands miles away as if they were in the same classroom.

* Up to 100 client MA-XL1s can be registered on a single host MA-XL1. Remote Classroom sessions are 1-to-1 only. Only one Remote Classroom session can be held at a given time. Performance is dependent on network environment. Please contact Maxell representative or agent to discuss network requirements and performance considerations. We recommend pre-test before purchase.

LMS Integration / Cloud Service Integration

MA-XL1 can be integrated with existing Learning Management System (LMS) portals such as Moodle, to facilitate students' easy access to uploaded videos.

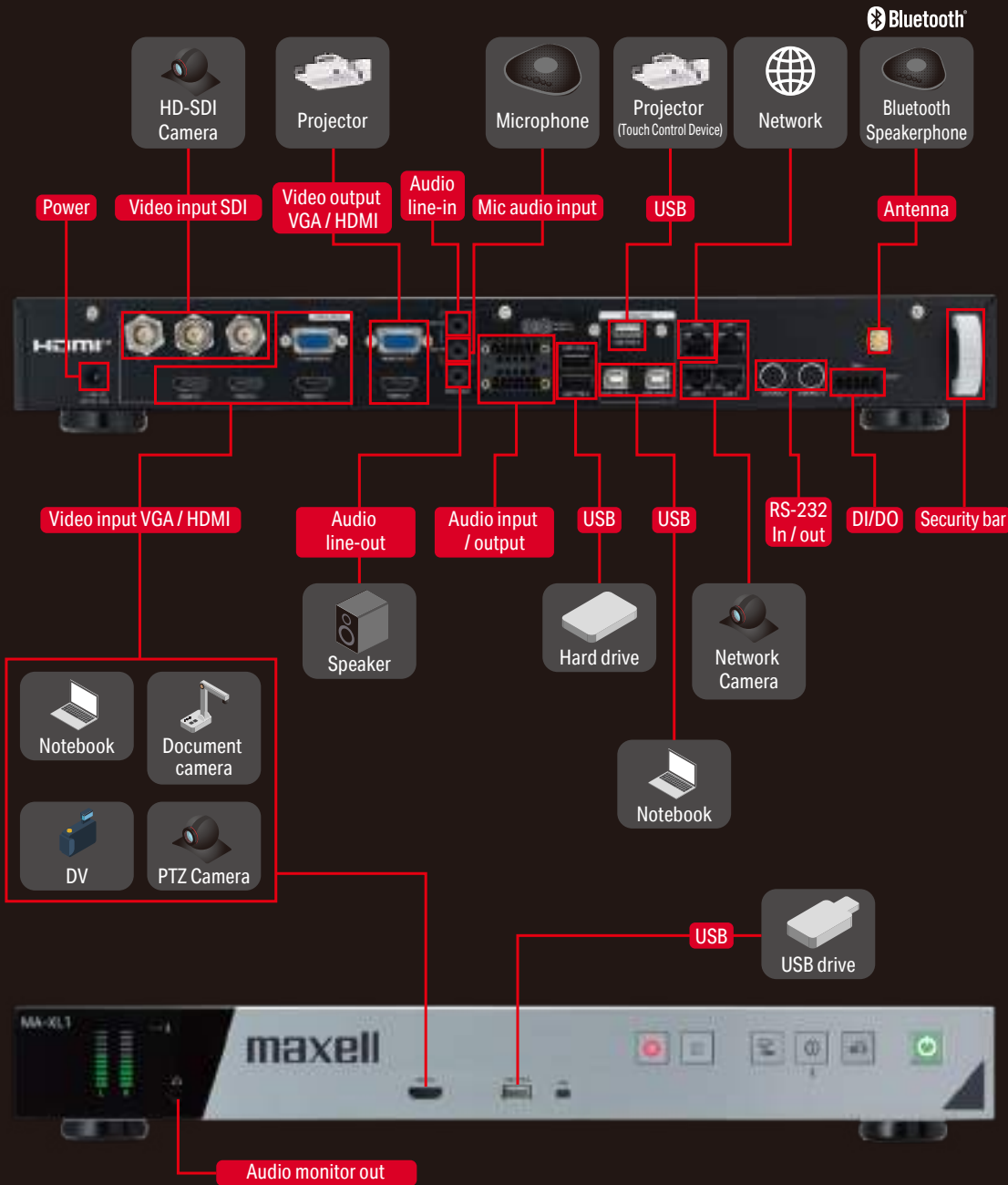
* Level of integration may vary depending on LMS provider.

Other User Friendly Features

- Operate with your smartphone, tablet or with USB mouse.
- Capture live-streaming images from your smartphone camera.
*An RTMP encoding application needs to be installed on your smartphone.
- Teachers can control their PC through the connected interactive screen.
- Automatically create indexes with titles and thumbnails on recordings by capturing the PowerPoint slide.*1
- Scheduled recordings compatible with third party schedulers (Outlook, Google Calender, etc).*2

*1 Windows PC (Windows 7 or higher) and PowerPoint 2006 or higher is required.
*2 The scheduler cannot include cycling (repeating) event, only accept one-time event.

Terminals



Specifications

Model name		MA-XL1				
Mechanical	Form Factor	Standalone / Rack Mount	Status	Power (GREEN/RED)	1	
Weight	w/o Rack Mount Bracket	Approx. 3.0kg (6.6lbs.)	Streaming Inputs	RJ-45 / IP	3	
	with Rack Mount Bracket	Approx. 3.1kg (6.8lbs.)		Streaming Format	RTSP/RTMP/RTMP	
Dimension	w/o Rack Mount Bracket	430mm × 206mm × 60mm (16.9" × 8.1" × 2.4")	Streaming Outputs	Video Format	H.264 High/Main/Baseline	
	with Rack Mount Bracket	480mm × 206mm × 60mm (18.9" × 8.1" × 2.4")		Audio Format	AAC-LC	
Video Inputs	VGA	1	Max. Channels	3	RTMP/RTMP	
	HDMI	4		Video Format		H.264 High/Main/Baseline
	SDI	3				Audio Format
Supported Resolution	VGA/HDMI	720P up to 1080P(60)	Supported Resolution	320x240 to 1080p (30)	Supported Bitrate	300kbps up to 4Mbps
	SDI	720P(60) up to 1080P(30)		Max. Channels		2
Video Outputs	VGA	1	Storage		Internal HDD Capacity	1TB
	HDMI	1		Storage File Format		
Audio Inputs	HDMI	4 (Stereo)	External Storage		Export Files	Mixed × 1 Independent × 3
	Audio-in (3.5mm)	1 (Stereo)		Power		
	MIC-in (3.5mm)	1 (Mono)	Power Consumption(Max.)		60W(Max.)	
	Phoenix Plug 1 × 6	1 (Stereo)		Operating Temperature		0-40°C
	Bluetooth RX *1	1 (Mono)	Operating Humidity		10-90%RH	
	HDMI	1 (Stereo)		Included Accessories		Power adaptor, Power cord, Bluetooth Antenna, Balance line connector (2 units), DIDO connector, USB number keyboard stickers, Rack mount bracket (1 pair) + M4 x 6mm screw (8pcs), User's manual (concise), URL sheet
	Headset-out (3.5mm)	1 (Stereo)				
Audio-out (3.5mm)	1 (Stereo)					
Phoenix Plug 1 × 6	1 (Stereo)					
Bluetooth TX *1	1 (Mono)					
Ethernet	WAN	1	Control	CONTROL1 (RS232-out)	1	
	LAN	3		CONTROL2 (RS232-in/out)	1	
USB	Type-A	4	DIDO Phoenix Plug 1 × 5	1		
	Type-B	2				

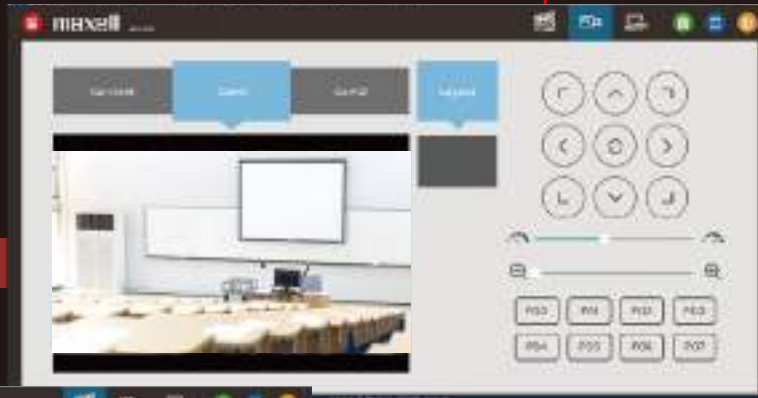
*1 Bluetooth microphone/speaker may not be suitable to record or reproduce high quality audio contents.

- Kaltura is a trademark of Kaltura Inc.
- Moodle is a trademark registered by Moodle.
- Youtube is a trademark of Google LLC.
- Powerpoint is a trademark of Microsoft Corporation.
- Internet Explorer is a trademark of Microsoft Corporation.
- The Bluetooth® word mark and logos are registered trademarks owned by Bluetooth SIG, Inc. and any use of such marks by Maxell, Ltd. is under license.
- Other trademarks and trade names are those of their respective owners.

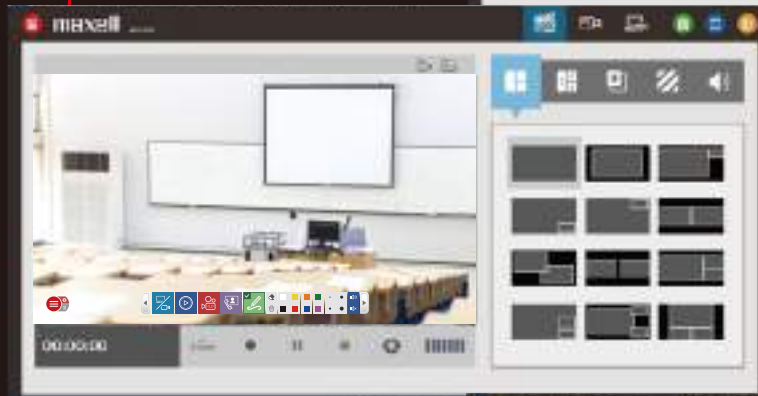
Administrator's Screen Example

Control & Setup from Web Browser

During Lecture



Real Time Camera Control



Layout control & Superimpose

CH Switching & Menu Control



At Installation

CH Source Assignment



Upload Setting



* Internet Explorer 11, Safari 10 are recommended. Some functions such as video preview may not be supported with other browsers.

maxell

Within, the Future

Maxell Europe Ltd.

Whitebrook Park, Lower Cookham Road, Maidenhead, SL6 8YA, United Kingdom

www.maxelldisplay.com

June 2019 **MHP-E003** 062019

