
 Burglary protection according to safe type

 Fire protection (option) according to safe type

 Domestic insurable according to safe type

 Commercial insurable according to safe type

Fig. Safe deposit safe DWS1902S, double-doored
E-Lock Kaba Paxos advance Set 1 (keypad) + Set 5, 2 inside lockers, 48 deposit boxes



Lock SSM140
Magnetic lock
mechanical



Lock SSM120
Cylindric lock
mechanical



Lock SSE120
Cylindric lock
electronic

[Standard safe boxes]

Locking device	each box has a double lock there is one bank lock (control lock) equal for the whole installation and one customer lock for each of the box doors
Lock	magnetic lock or cylindric lock (mechanical / electronic)
Key	for each installation 2 bank keys and 2 customer keys for each safe box
Surface	natural aluminium design, box numbers are engraved, option: other designs

[Safe deposit safes]

Safes with built in deposit boxes are produced in different resistance grades. The deposit boxes are customized in blocks. If desired, the arrangement of the box sizes within the block level can be chosen in 50 mm steps. Unrestricted access to the deposit boxes is possible once the door has been opened to at least 90°.

[Product information of the safes]

All Wertheim safes in resistance grade VdS III-VKB (types CWS, DWS, DWSKB, EWS, EWSKB) are prepared for the installation of safe deposit boxes. Model selection depends upon the required insurance class. Safe deposit safes in VdS grade I or II upon request.

In attachment you will receive product information to the types CWS, DWS, DWSKB, EWS, EWSKB.

Please note that for safes with safe deposit boxes, 55 mm must be added to the specified external width for models with one hinge, and 110 mm must be added to the specified external width for double-doored models. Furthermore, the weights of safe deposit boxes are not included in the shown safe weights. Models with safe deposit boxes installed are indicated in the model name by an additional S.

[Example safe deposit safe DWS1902S]

Security class	burglary protection EN1143-1, VdS: Grade IV, ECB-S: Grade IV, VSÖ: Class EN 4
Hinge	double-doored
Door opening angle	180°
Body	double-walled, reinforced, filled with armoured, high resistant barrier material
Door structure	triple-walled, reinforced, filled with armoured, high resistant barrier material, internal boltwork protected by sheets of hardened steel to give extra anti-drill resistance
Locking mechanism	three-way moving boltwork with large steel bolts, protected by glass plate with additional emergency re-lockers, fix engaging steel bolts on the hinge side
Alarm connection	VdS-certified cable channels to allow connection to a burglar alarm system
Colour	outside RAL 7035 light grey + RAL 7045 tele grey1, inside RAL 7035 light grey option: special colour according to RAL
Lock	E-Lock Kaba Paxos advance Set 1 (keypad) + Set 5 option: other lock combinations
Equipment	2 inside lockers, 360 mm high 48 deposit boxes with magnetic locks
Accessories	option: fire protection door rebate seals, alarm switch set, interior lighting




Fig. Safe cassette
also suitable for storing DIN folders and envelopes (DIN C4 format)!

[Safe deposit boxes]

Box size	Box inner dimensions	Cassette dimensions	Box volume (l)
	h x w x d (mm)	h x w x d (mm)	
1	48,5 x 265 x 413	43 x 250 x 355	5,3
2	98,5 x 265 x 413	93 x 250 x 355	10,8
3	148,5 x 265 x 413	143 x 250 x 355	16,2
4	198,5 x 265 x 413	193 x 250 x 355	21,7

Please add 30 mm to the listed cassette depth for cassette handle.

[Deposit box blocks LSN]

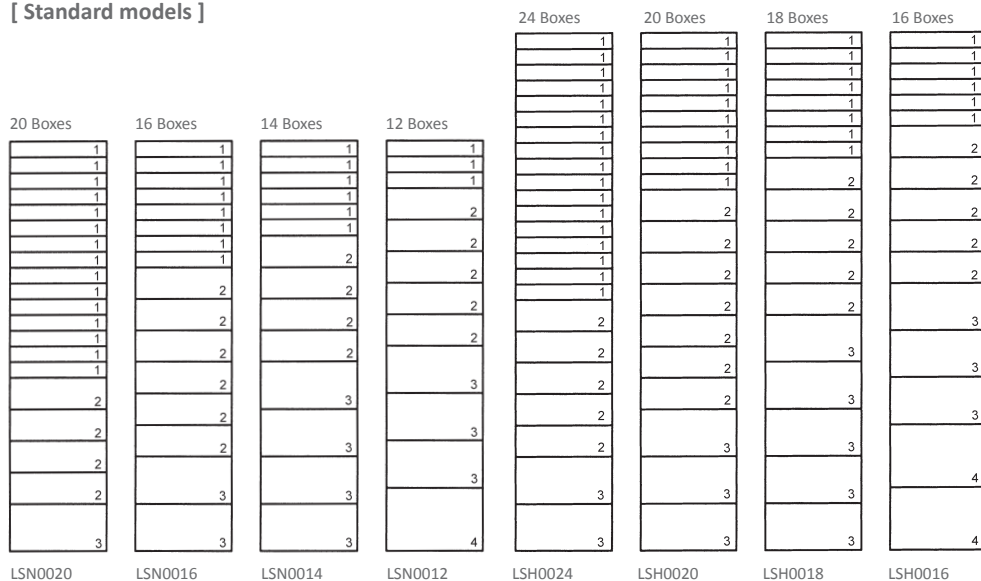
Suitable for safes	CWS, DWS, DWSKB, EWS, EWSKB
Types	1600 without inside locker 1901 - 1904 with inside locker

[Deposit box blocks LSH]

Suitable for safes	CWS, DWS, DWSKB, EWS, EWSKB
Types	1901 - 1904 without inside locker

Box divisions for safes VdS grade I or II upon request.

[Standard models]



LSN0020 LSN0016 LSN0014 LSN0012 LSH0024 LSH0020 LSH0018 LSH0016

There is the possibility to place different deposit box blocks in one safe – other box divisions also possible.

[Safe deposit safes]

[Electronic safe deposit box control unit]

Electronic safe deposit boxes are produced in same design and size like mechanical boxes. Wertheim offers with the electronic safe deposit box control unit a complete management software package for the rental of safe deposit boxes, which satisfies all technical and security demands. Further information on administration software and access control systems see following pages.

[Standard]

Locking device	each box has a double lock one customer lock for each box door and one electronically remote controlled bank lock
Lock	deposit box lock with cylinder and electronically remote controlled bank lock (SSE120)
Key	for each installation 2 bank keys (mechanical emergency lock) and 2 customer keys for each safe box
Control unit	the electronic components, designed by Wertheim, monitors and operates the installation permanently, so it is possible for the bank operator to control each locker by PC
Surface	natural aluminium design, box numbers are engraved option: other designs

[Advantages of the safe deposit box lock SSE120]

Exchange	the customer lock can be easily replaced by a new cylindric lock
Locking change	the replacement of the customer lock is done without dismounting the complete lock – bank lock and electronics stay in function
Emergency opening	this process is done without destroying complete lock and safe door
Locking system	the customer cylinder could be sold to the safe box renter or the renter supplies a fitting cylinder of his locking system the bank emergency lock can be integrated in the locking system of the bank
Variety	all boxes are built to the same standard/profile which gives more variety to the customers choice of locks, e.g. cylinder, magnetic or turn key
Economic efficiency	because we are not tied to any one lock producer, we are free to use our buying power to source in the most economical way
Innovation	we at Wertheim are continually striving to offer the best locks available at the best possible price, we work closely with our main lock suppliers to try to find even better products to match our innovative range of locks



Fig.
Administration
software
Safe-Service

Fig.
Access control
(magnetic card, Legic,
Mifare or RFID)

Fig.
Access control
Fingerprint-Terminal



Fig. Administration and access



All instructions on the displays
are shown in the respective language.

[Safe deposit safes]

[Access control-terminals]

Wertheim uses fingerprint scanning devices or card reading devices (magnetic card, Legic or Mifare) for the self-service operation of safe deposit boxes, guaranteeing the highest level of security in controlling access when used in connection with Safe-Service user software for deposit box applications.

Registering safe deposit box customers is fast, easy and requires no specialist knowledge. Registered safe deposit box customers are identified in less than one second. Access is approved following successful identification by the system.

[Administration software Safe-Service]

Safe-Service is the PC software to administrate safe deposit boxes in an easy way. The box rental is performed in logical steps and facilitates the printing out of rental contracts and invoices. Even the administration of key deposits, statistics and all other functions are catered for.

Safe Service can also be used as a stand alone system or in connection with the electronics that control the individual safe deposit boxes.

[Safe-Service 6.0]

Safe-Service 6.0 is available in three versions:

■ Standard

- No client data
- Electronic monitoring and control
- Detailed logs

■ Professional

- Functionality from standard version
- Contractual / Client data
- Self access through finger
- Customizable documents








■ Premium

- Functionality from professional version
- Invoicing: payment slip and direct debit, SEPA support
- Reminders

For further information please ask for our special documentation or arrange a meeting with our sales team.

- webbased application
- electronic control and monitoring up to 65.000 boxes per installation
- one central database for all branches
- scalable – one or multiple branches
- secure (SSL, HTTPS)
- customized solutions possible
- multiple languages (option)
- interoperable – client data can be downloaded or uploaded from external systems (integration with CRM and SAP Systems, user profiles and rights can be automatically updated (LDAP), no redundant data entry and maintenance
- automatic follow-up invoices and correspondence incl. automatic debiting for direct debit customers using SEPA format (XML) (european standard for money transactions)
- logging of all customer rental safe deposit boxes data (access, contract extensions, termination etc.)
- elektronik record of signatures or pictures by webcam and display of those data possible
- statistical analysis



-  EN1143-1
Burglary protection
-  EN15659
Fire protection (option)
-  VdS
Grade III
-  ECB-S
Grade III
+ LFS60P (option)
-  ISO
Class EN 3
-  R2B
Class III E
-  DIN
4102 (light fire protection)



-  Domestic insurable
up to EUR 200.000
-  Commercial insurable
up to EUR 100.000

Fig. Safe CWS1901, hinge left
E-Lock La Gard Combogard PRO, 4 shelves

Model	Outside dimensions		Inside dimensions		SH	Volume (l)	Weight (appr. kg)
	h	w x d (mm)	h	w x d (mm)			
CWS0849RK / CWS0849RE	848	645 x 565	695	495 x 320	1	110	625
CWS0850RK / CWS0850RE	848	810 x 725	695	660 x 480	1	220	865
CWS1000RK / CWS1000RE	1003	810 x 725	850	660 x 480	2	269	1010
CWS1200RK / CWS1200RE	1193	810 x 725	1040	660 x 480	2	329	1110
CWS1600RK / CWS1600RE	1538	810 x 725	1385	660 x 480	3	439	1365
CWS1901RK / CWS1901RE	1883	810 x 725	1730	660 x 480	4	548	1640
CWS1903RK / CWS1903RE	1883	1110 x 725	1730	960 x 480	4	797	2030
CWS1902K / CWS1902E	1883	1110 x 725	1730	960 x 480	4	797	2070
CWS1904K / CWS1904E	1883	1415 x 725	1730	1265 x 480	4	1050	2480

SH = Shelf

Please add 60 mm to the listed outside depth for mountings.

[Safes]

[Type CWS]

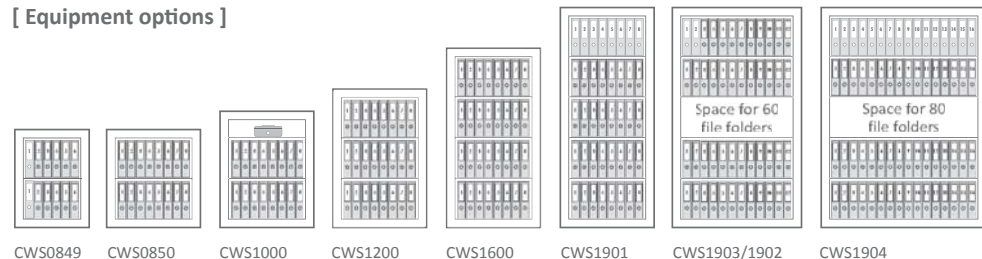
A distinctive feature of the CWS series safes is their solid construction plus their size (CWS 1902 and CWS1904 double-doored) and they are available with optional fire protection – tested and certified in grade LFS60P. Safes weighing less than 1.000 kg must be anchored.

[Product information]

- Hinge** DIN right – model designation R (CWS1902, CWS1904 double-doored)
option: DIN left
- Door opening angle** 180°
- Body** double-walled, reinforced, filled with armoured, high resistant barrier material
- Door structure** triple-walled, reinforced, filled with armoured, high resistant barrier material, internal boltwork protected by sheets of hardened steel to give extra anti-drill resistance
- Locking mechanism** three-way moving boltwork with large steel bolts, protected by glass plate with additional emergency re-lockers, fix engaging steel bolts on the hinge side
- Anchoring** fitted for floor anchoring
anchoring bolts and shields are supplied for CWS0849, CWS0850
option: additional anchoring holes (customer specifies position)
- Alarm connection** VdS-certified cable channels to allow connection to a burglar alarm system
- Colour** outside RAL 7035 light grey + RAL 7045 tele grey1, inside RAL 7035 light grey
option: special colour according to RAL
- Lock** model designation K – double-bit lock VdS class 2, S+G, 1 key guide tube, 2 bits
model designation E – electronic lock VdS class 2, M-Locks EM3520
option: other lock models (primary lock or possible secondary locks)
- Equipment** shelf adjustable (height setting 69 mm, CWS0849 60 mm)
option: additional shelf, inside locker
option (from CWS0850 up): drawer, pull-out shelf
- Accessories** option: fire protection door rebate seals, alarm switch set, interior lighting







- Option** additional certified fire protection LFS60P – except models:
CWS0849, CWS1902, CWS1904
bolted version – assembly on site
from Model CWS1000 up (not possible in combination with certified fire protection)

[Equipment options]



CWS0849 CWS0850 CWS1000 CWS1200 CWS1600 CWS1901 CWS1903/1902 CWS1904



-  EN1143-1
Burglary protection
-  EN15659
Fire protection (option)
-  VdS
Grade IV
-  ECB-S
Grade IV
+ LFS60P (option)
-  ISO
Class EN 4
-  DIN
4102 (light fire protection)



-  Domestic insurable
up to EUR 400.000
-  Commercial insurable
up to EUR 150.000

Fig. Safe DWS0850, hinge right
E-Lock Kaba Paxos advance Set 1 (keypad) + Set 5, 1 shelf

[Safes]

[Type DWS]

A distinctive feature of the DWS series safes is their solid construction plus their size (DWS 1902 and DWS1904 double-doored) and they are available with optional fire protection – tested and certified in grade LFS60P. Safes weighing less than 1.000 kg must be anchored.

[Product information]

- Hinge** DIN right – model designation R (DWS1902, DWS1904 double-doored)
option: DIN left
- Door opening angle** 180°
- Body** double-walled, reinforced, filled with armoured, high resistant barrier material
- Door structure** triple-walled, reinforced, filled with armoured, high resistant barrier material, internal boltwork protected by sheets of hardened steel to give extra anti-drill resistance
- Locking mechanism** three-way moving boltwork with large steel bolts, protected by glass plate with additional emergency re-locks, fix engaging steel bolts on the hinge side
- Anchoring** fitted for floor anchoring
anchoring bolts and shields are supplied for DWS0849, DWS0850
option: additional anchoring holes (customer specifies position)
- Alarm connection** VdS-certified cable channels to allow connection to a burglar alarm system
- Colour** outside RAL 7035 light grey + RAL 7045 tele grey1, inside RAL 7035 light grey
option: special colour according to RAL
- Lock** safes in grades IV and higher have to be equipped with at least 2 certified locks
any set of locks (from VdS class 2 up) is possible
- Equipment** shelf adjustable (height setting 69 mm, DWS0849 60 mm)
option: additional shelf, inside locker
option (from DWS0850 up): drawer, pull-out shelf
- Accessories** option: fire protection door rebate seals, alarm switch set, interior lighting
- Option** additional certified fire protection LFS60P – except models:
DWS0849, DWS1902, DWS1904
bolted version – assembly on site
from Model DWS1000 up (not possible in combination with certified fire protection)

Model	Outside dimensions			Inside dimensions			SH	Volume (l)	Weight (appr. kg)
	h	w	d (mm)	h	w	d (mm)			
DWS0849R	848	645	565	695	495	320	1	110	635
DWS0850R	848	810	725	695	660	480	1	220	875
DWS1000R	1003	810	725	850	660	480	2	269	1030
DWS1200R	1193	810	725	1040	660	480	2	329	1150
DWS1600R	1538	810	725	1385	660	480	3	439	1405
DWS1901R	1883	810	725	1730	660	480	4	548	1680
DWS1903R	1883	1110	725	1730	960	480	4	797	2090
DWS1902	1883	1110	725	1730	960	480	4	797	2130
DWS1904	1883	1415	725	1730	1265	480	4	1050	2550

SH = Shelf

Please add 60 mm to the listed outside depth for mountings.



[Equipment options]





Fig. Safe DWS1200KB, hinge right
2 x N-Lock La Gard 3390VZ (3 wheels), 2 shelves

-  EN1143-1
Burglary protection
-  EN15659
Fire protection (option)
-  VdS
Grade IVKB
-  ECB-S
Grade IVKB
+ LFS60P (option)
-  ISO
Class EN 5
-  DIN
4102 (light fire protection)

-  Domestic insurable
by arrangement
-  Commercial insurable
up to EUR 250.000

[Safes]

[Type DWSKB]

In addition to the DWS series features, DWSKB series safes provide additional protection against burglars armed with diamond core drills thanks to their special structural wall design. Safes weighing less than 1.000 kg must be anchored.

[Product information]

- Hinge** DIN right – model designation R (DWS1902KB, DWS1904KB double-doored)
option: DIN left
- Door opening angle** 180°
- Body** double-walled, reinforced, with core drill protection, filled with armoured, high resistant barrier material
- Door structure** triple-walled, reinforced, with core drill protection, with armoured, high resistant barrier material, internal boltwork protected by sheets of hardened steel to give extra anti-drill resistance
- Locking mechanism** three-way moving boltwork with large steel bolts, protected by glass plate with additional emergency re-lockers, fix engaging steel bolts on the hinge side
- Anchoring** fitted for floor anchoring
anchoring bolts and shields are supplied for DWS0849KB, DWS0850KB
option: additional anchoring holes (customer specifies position)
- Alarm connection** VdS-certified cable channels to allow connection to a burglar alarm system
- Colour** outside RAL 7035 light grey + RAL 7045 tele grey1, inside RAL 7035 light grey
option: special colour according to RAL
- Lock** safes in grades IV and higher have to be equipped with at least 2 certified locks
any set of locks (from VdS class 2 up) is possible
- Equipment** shelf adjustable (height setting 69 mm, DWS0849 60 mm)
option: additional shelf, inside locker
option (from DWS0850KB up): drawer, pull-out shelf
- Accessories** option: fire protection door rebate seals, alarm switch set, interior lighting
- Option** additional certified fire protection LFS60P – except models:
DWS0849KB, DWS1902KB, DWS1904KB
bolted version – assembly on site
from Model DWS1000KB up (not possible in combination with certified fire protection)

Model	Outside dimensions		Inside dimensions		SH	Volume (l)	Weight (appr. kg)
	h	w x d (mm)	h	w x d (mm)			
DWS0849KBR	848	645 x 565	695	495 x 320	1	110	635
DWS0850KBR	848	810 x 725	695	660 x 480	1	220	875
DWS1000KBR	1003	810 x 725	850	660 x 480	2	269	1030
DWS1200KBR	1193	810 x 725	1040	660 x 480	2	329	1150
DWS1600KBR	1538	810 x 725	1385	660 x 480	3	439	1405
DWS1901KBR	1883	810 x 725	1730	660 x 480	4	548	1680
DWS1903KBR	1883	1110 x 725	1730	960 x 480	4	797	2090
DWS1902KB	1883	1110 x 725	1730	960 x 480	4	797	2130
DWS1904KB	1883	1415 x 725	1730	1265 x 480	4	1050	2550

SH = Shelf


Please add 60 mm to the listed outside depth for mountings.

[Equipment options]



DWS0849KB DWS0850KB DWS1000KB DWS1200KB DWS1600KB DWS1901KB DWS1903/1902KB DWS1904KB



-  EN1143-1
Burglary protection
-  EN15659
Fire protection (option)
-  VdS
Grade V
-  ECB-S
Grade V
+ LFS60P (option)
-  ISO
Class EN 5
-  DIN
4102 (light fire protection)



-  Domestic insurable
by arrangement
-  Commercial insurable
up to EUR 250.000

Fig. Safe EWS1000, hinge right
2 x K-Lock S+G adjustable each 1 key guide tube 2 bits, 2 shelves

Model	Outside dimensions			Inside dimensions			SH	Volume	Weight
	h x w x d (mm)			h x w x d (mm)				(l)	(appr. kg)
EWS0849R	848 x	645 x	565	695 x	495 x	320	1	110	665
EWS0850R	848 x	810 x	725	695 x	660 x	480	1	220	935
EWS1000R	1003 x	810 x	725	850 x	660 x	480	2	269	1060
EWS1200R	1193 x	810 x	725	1040 x	660 x	480	2	329	1220
EWS1600R	1538 x	810 x	725	1385 x	660 x	480	3	439	1505
EWS1901R	1883 x	810 x	725	1730 x	660 x	480	4	548	1790
EWS1903R	1883 x	1110 x	725	1730 x	960 x	480	4	797	2230
EWS1902	1883 x	1110 x	725	1730 x	960 x	480	4	797	2270
EWS1904	1883 x	1415 x	725	1730 x	1265 x	480	4	1050	2720

SH = Shelf

Please add 60 mm to the listed outside depth for mountings.

[Safes]

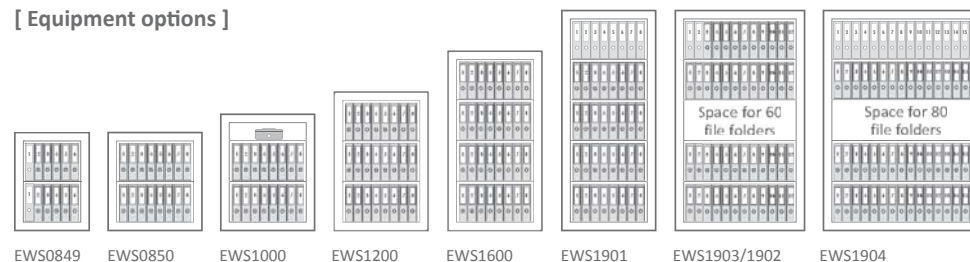
[Type EWS]

EWS series safes are designed for total protection and offer Wertheim's usual level of high security. They are available with optional fire protection – tested and certified according to LFS60P. Safes weighing less than 1.000 kg must be anchored.







[Product information]

- Hinge** DIN right – model designation R (EWS1902, EWS1904 double-doored)
option: DIN left
- Door opening angle** 180°
- Body** double-walled, reinforced, filled with armoured, high resistant barrier material
- Door structure** triple-walled, reinforced, filled with armoured, high resistant barrier material, internal boltwork protected by sheets of hardened steel to give extra anti-drill resistance
- Locking mechanism** three-way moving boltwork with large steel bolts, protected by glass plate with additional emergency re-locks, fix engaging steel bolts on the hinge side
- Anchoring** fitted for floor anchoring
anchoring bolts and shields are supplied for EWS0849, EWS0850
option: additional anchoring holes (customer specifies position)
- Alarm connection** VdS-certified cable channels to allow connection to a burglar alarm system
- Colour** outside RAL 7035 light grey + RAL 7045 tele grey1, inside RAL 7035 light grey
option: special colour according to RAL
- Lock** safes in grades IV and higher have to be equipped with at least 2 certified locks
any set of locks (from VdS class 2 up) is possible
- Equipment** shelf adjustable (height setting 69 mm, EWS0849 60 mm)
option: additional shelf, inside locker
option (from EWS0850 up): drawer, pull-out shelf
- Accessories** option: fire protection door rebate seals, alarm switch set, interior lighting
- Option** additional certified fire protection LFS60P – except models:
EWS0849, EWS1902, EWS1904
bolted version – assembly on site
from Model EWS1000 up (not possible in combination with certified fire protection)

[Equipment options]





-  EN1143-1
Burglary protection
-  EN15659
Fire protection (option)
-  VdS
Grade VKB
-  ECB-S
Grade VKB
+ LFS60P (option)
-  ISO
Class EN 6
-  DIN
4102 (light fire protection)



-  Domestic insurable
by arrangement
-  Commercial insurable
up to EUR 375.000

Fig. Safe EWS1600KB, hinge right
E-Lock Kaba Code Combi B, K-Lock S+G 1 key guide tube 2 bits, 1 inside locker, 1 shelf

Model	Outside dimensions		Inside dimensions		SH	Volume (l)	Weight (appr. kg)
	h	w x d (mm)	h	w x d (mm)			
EWS0849KBR	848	645 x 565	695	495 x 320	1	110	665
EWS0850KBR	848	810 x 725	695	660 x 480	1	220	935
EWS1000KBR	1003	810 x 725	850	660 x 480	2	269	1060
EWS1200KBR	1193	810 x 725	1040	660 x 480	2	329	1220
EWS1600KBR	1538	810 x 725	1385	660 x 480	3	439	1505
EWS1901KBR	1883	810 x 725	1730	660 x 480	4	548	1790
EWS1903KBR	1883	1110 x 725	1730	960 x 480	4	797	2230
EWS1902KB	1883	1110 x 725	1730	960 x 480	4	797	2270
EWS1904KB	1883	1415 x 725	1730	1265 x 480	4	1050	2720

SH = Shelf

Please add 60 mm to the listed outside depth for mountings.

[Safes]


[Type EWSKB]

In addition to the EWS series features, EWSKB series safes provide additional protection against burglars armed with diamond core drills thanks to their special structural wall design. Safes weighing less than 1.000 kg must be anchored.

[Product information]

- Hinge** DIN right – model designation R (EWS1902KB, EWS1904KB double-doored)
option: DIN left
- Door opening angle** 180°
- Body** double-walled, reinforced, with core drill protection, filled with armoured, high resistant barrier material
- Door structure** triple-walled, reinforced, with core drill protection, filled with armoured, high resistant barrier material, internal boltwork protected by sheets of hardened steel to give extra anti-drill resistance
- Locking mechanism** three-way moving boltwork with large steel bolts, protected by glass plate with additional emergency re-lockers, fix engaging steel bolts on the hinge side
- Anchoring** fitted for floor anchoring
anchoring bolts and shields are supplied for EWS0849KB, EWS0850KB
option: additional anchoring holes (customer specifies position)
- Alarm connection** VdS-certified cable channels to allow connection to a burglar alarm system
- Colour** outside RAL 7035 light grey + RAL 7045 tele grey1, inside RAL 7035 light grey
option: special colour according to RAL
- Lock** safes in grades IV and higher have to be equipped with at least 2 certified locks
any set of locks (from VdS class 2 up) is possible
- Equipment** shelf adjustable (height setting 69 mm, EWS0849 60 mm)
option: additional shelf, inside locker
option (from EWS0850KB up): drawer, pull-out shelf
- Accessories** option: fire protection door rebate seals, alarm switch set, interior lighting
- Option** additional certified fire protection LFS60P – except models:
EWS0849KB, EWS1902KB, EWS1904KB
bolted version – assembly on site
from Model EWS1000KB up (not possible in combination with certified fire protection)

[Equipment options]



EWS0849KB EWS0850KB EWS1000KB EWS1200KB EWS1600KB EWS1901KB EWS1903/1902KB EWS1904KB